




◆ **Improve MP-08 to PLC connecting problem**

PLC at V4.30 or up OS has different treatment for LADDER program with PASSWORD, and that will force MP-08 not operative. In this case, MP-08 must be updated to OS V1.06.

◆ **Different message while power on**

If PLC main unit has LADDER PASSWORD then when connect to MP-08 will appear 'INPUT PASSWORD ". Just need to key in correct LADDER PASSWORD so can operate all MP-08 functions. Or not key in PASSWORD but directly push   or  mode buttons can also enter partial function operation.

◆ **Memory Pack (MBs-PACK) Operation**

'FUN 2' under system mode has following changes :

- 1) En/Disable the function of 'Write ladder & register of MBs-PACK to PLC when power on'

In reference of MBs-PACK operation manual to set R4052 & R4046.

- 2) Memory Pack on PLC

Operate system backup/restore and copy/load/compare (includes program, register, relay and system data) on MBs-PACK of PLC main unit.

- 3) Memory Pack on MP-08

Operate system backup/restore and copy/load/compare (includes program, register, relay and system data) on MBs-PACK of MP-08.

*** * Notice :** When operate MBs-PACK and force MP-08 reset , please find below for solution.

MP-08 board number : MP-08-2 & MP-08-3

Situation : Pull or put MBs-PACK on MP-08 will force MP-08 reset, and can't use 'copy/compare PACK \leftrightarrow PACK '.

Solution : cut off pin1 of U7(as red arrow pointed below) or keep it floating.

